

Welcome to Botanical Bookmarks

We'll begin at 6:30pm

[in addition to your kit you will need some water and paper towels]

Today we will

- Paint watercolor leaves & dandelions
- Embellish with black and white gel pens
- Create bookmarks

Inspired by Eugenia Sudargo's videos:

[DIY Floral Watercolor Bookmarks](#)

[3 Simple Watercolor Bookmarks for Beginners](#)



Let's paint some leaves!

- 1-Prepare the surface
- 2-Quick sketch
- 3-Mix the paint
- 4-Practice
- 5-Paint



Video: Prepare the surface




[Click here or on the picture to view the video:](https://youtu.be/xHGCfu5Lu8o)

<https://youtu.be/xHGCfu5Lu8o>



Video: Quick sketch (long pointy leaves)



[Click here or on the picture to view the video:](https://youtu.be/M3jdynkt9I4)

<https://youtu.be/M3jdynkt9I4>



Mix and Practice (long pointy leaves)



Video: Mix and Practice (long pointy leaves)



[Click here or on the picture to view the video:](https://youtu.be/hePSzcqeKqA)

<https://youtu.be/hePSzcqeKqA>



Video: Paint (long pointy leaves)




[Click here or on the picture to view the video:](https://youtu.be/JtD7_unpL6c?t=408)

https://youtu.be/JtD7_unpL6c?t=408



Video: Quick sketch (rounded leaves)



[Click here or on the picture to view the video:](https://youtu.be/wySRwea_uUs)

https://youtu.be/wySRwea_uUs

Mix and Practice (rounded leaves)



Video: Mix and Practice (rounded leaves)



[Click here or on the picture to view the video:](https://youtu.be/f4fW8wmXZrw)

<https://youtu.be/f4fW8wmXZrw>



Video: Paint (rounded leaves)




[Click here or on the picture to view the video:](https://youtu.be/JtD7_unpL6c?t=479)

https://youtu.be/JtD7_unpL6c?t=479



Video: Quick sketch (wide leaves)



[Click here or on the picture to view the video:](https://youtu.be/uGap6RUgs68)

<https://youtu.be/uGap6RUgs68>

Mix and Practice (wide leaves)



Video: Mix and Practice (wide leaves)



[Click here or on the picture to view the video:](https://youtu.be/R3rHy2MKLQ8)

<https://youtu.be/R3rHy2MKLQ8>



Video: Paint (wide leaves)



[Click here or on the picture to view the video:](https://youtu.be/JtD7_unpL6c?t=515)

https://youtu.be/JtD7_unpL6c?t=515



Video: Quick sketch (small round leaves)



[Click here or on the picture to view the video:](https://youtu.be/sWrQet35h7Q)

<https://youtu.be/sWrQet35h7Q>

Mix and Practice (small round leaves)



Video: Mix and Practice (small round leaves)



[Click here or on the picture to view the video:](https://youtu.be/2wZmon5q1Us)

<https://youtu.be/2wZmon5q1Us>



Video: Paint (small round leaves)



[Click here or on the picture to view the video:](https://youtu.be/JtD7_unpL6c?t=578)

https://youtu.be/JtD7_unpL6c?t=578



Dandelion Time!

- 1-Prepare the surface
- 2-Quick sketch
- 3-Mix the paint
- 4-Practice
- 5-Paint



Prepare the surface



Video: Quick sketch (dandelion)



[Click here or on the picture to view the video:](https://youtu.be/f9RfwIjXZPQ?t=118)

<https://youtu.be/f9RfwIjXZPQ?t=118>

Mix and Practice (dandelion)



Video: Mix and Practice (dandelion)



[Click here or on the picture to view the video:](https://youtu.be/2HHfezrtbak)

<https://youtu.be/2HHfezrtbak>



Video: Paint (dandelion)





[Click here or on the picture to view the video:](https://youtu.be/f9RfwIjXZPQ?t=210)


<https://youtu.be/f9RfwIjXZPQ?t=210>



Embellish with gel pens



Video: Embellish with a white gel pen



- outline
- add details
- create highlights

[Click here or on the picture to view the video:](https://youtu.be/mLm5-nggAoc)

<https://youtu.be/mLm5-nggAoc>



Embellish with a black gel pen



- outline
- add details

[Click here or on the picture to view the video:](https://youtu.be/Sb7DOZNC_X8)

https://youtu.be/Sb7DOZNC_X8



Video: Add ribbon



[Click here or on the picture to view the video:](https://youtu.be/hNLh6T6r1js)

<https://youtu.be/hNLh6T6r1js>



Video: Make a bookmark tag



[Click here or on the picture to view the video:](https://youtu.be/wHULChUYENA)

<https://youtu.be/wHULChUYENA>



Credits

Special thanks to Eugenia Sudaro making her videos available for free:

- [DIY Floral Watercolor Bookmarks](#)
- [3 Simple Watercolor Bookmarks for Beginners](#)





Resources

For a deeper dive check out

[Botanical Art Techniques by the American Society of Botanical Artists](#) or watch this [video](#)



Thanks!

Any questions?

Email me at: ktingelstad@jclibrary.info